

We do not seek merely to expand our business volume. Rather, we are dedicated to the use of our unique, innovative technology to contribute to the culture, benefits and welfare of people throughout the world.

It is the intention of our corporation to grow hand-in-hand with our employees, encouraging and aiding them to reach their full potential and improve their standard of living.

Our future prosperity is directly linked to the prosperity of our customers, dealers and shareholders ...indeed, the entire Sharp family.

Sharp Corporation is dedicated to two principal ideals: **"Sincerity and Creativity"**

By committing ourselves to these ideals, we can derive genuine satisfaction from our work, while making a meaningful contribution to society.

Sincerity is a virtue fundamental to humanity ... always be sincere.

Harmony brings strength ... trust each other and work together.

Politeness is a merit ... always be courteous and respectful.

Creativity promotes progress ... remain constantly aware of the need to innovate and improve.

Courage is the basis of a rewarding life ... accept every challenge with a positive attitude.

Changing the World with 8K+5G and AIoT

Management Representatives

Po-Hsuan Wu, President & CEO
Masahiro Okitsu, Executive Vice President

Business Activities

Mainly manufacturing and sales of telecommunications equipment, electric and electronic application equipment, and electronic components.

Incorporation

May 1935 (Founding: September 1912)

Employees

Consolidated: 44,037
Japan: 17,564 / Overseas: 26,473 (as of December 31, 2023)

Statements of Income

	FY2021		Y on Y	FY2022		Y on Y	FY2023 Forecasts	
	Amount	Amount		Amount	Amount			
Net Sales	2,495.5	2,548.1	+2.1%	2,350.0	-7.8%			
Operating Profit	84.7	-25.7	-	0.0	-			
	(3.4%)	(-1.0%)		(0.0%)				
Ordinary Profit	114.9	-30.4	-	4.0	-			
	(4.6%)	(-1.2%)		(0.2%)				
Bottom-line Profit*	73.9	-260.8	-	-10.0	-			
	(3.0%)	(-10.2%)		(-0.4%)				

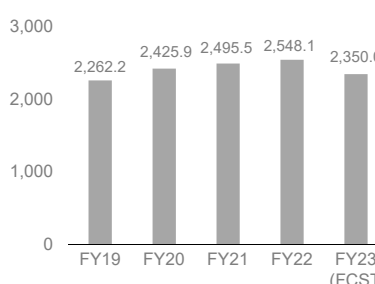
Balance sheets

	FY2021		Change	FY2022		Change
	Amount	Amount		Amount	Amount	
Current	1,230.6	1,087.0	-143.5			
Non-current	725.6	685.8	-39.7			
Assets	1,956.2	1,772.9	-183.3			
Current	808.1	882.5	+74.3			
Non-current	678.8	668.0	-10.7			
Liabilities	1,487.0	1,550.5	+63.5			
Equity	454.2	208.4	-245.8			
Net Assets	469.2	222.3	-246.9			
Liabilities + Net Assets	1,956.2	1,772.9	-183.3			

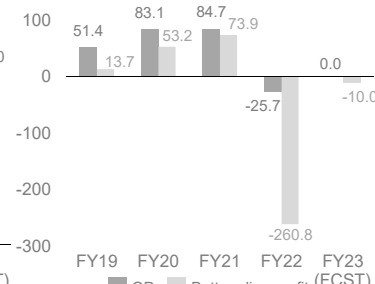
Statements of Cash Flows

	FY2021		Change	FY2022		Change
	Amount	Amount		Amount	Amount	
Operating CF	+75.1	+14.7	-60.4			
Investing CF	-31.4	-40.9	-9.5			
Financing CF	-124.2	-18.4	+105.8			
Free CF	+43.7	-26.2	-69.9			

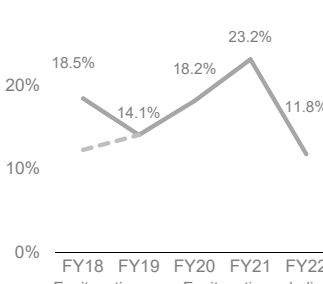
Net Sales



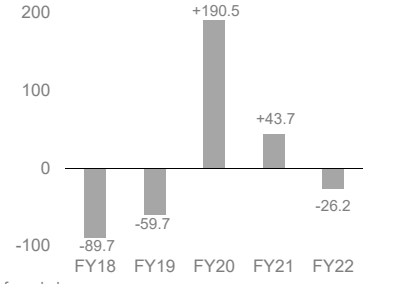
Profits



Equity Ratio



Free CF



* Profit attributable to owners of parent

(Billions of yen)

Business Segment

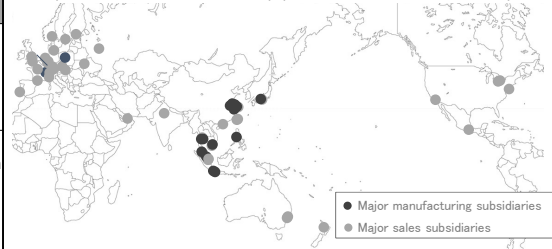
(Business segments have been changed since FY2023)

(as of March 31, 2023)

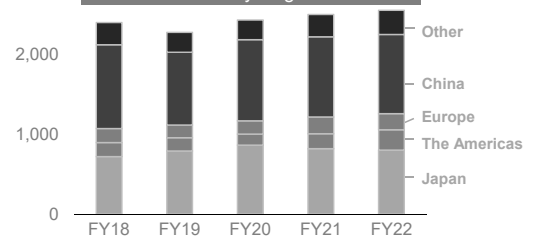
Region

Number of consolidated subsidiaries 118
(Japan: 20, Overseas: 98) (as of September 30, 2023)

	Brand Businesses			Device Businesses	
	Smart Life	8K Ecosystem	ICT	Display Device	Electronic Device
Sharp Corp.	Smart Appliances & Solutions Business	Smart Business Solutions Business Smart Display Systems Business	Mobile Communication Business	-	-
Subsidiaries	Sharp Energy Solutions Corporation	Sharp NEC Display Solutions, Ltd. Sharp COCORO Life Inc.	Dynabook Inc.	Sharp Display Technology Corporation Sakai Display Products Corporation	Sharp Sensing Technology Corporation Sharp Fukuyama Laser Co., LTD Sharp Semiconductor Innovation Corporation
Main Products		 COCORO OFFICE	 LINC Biz		

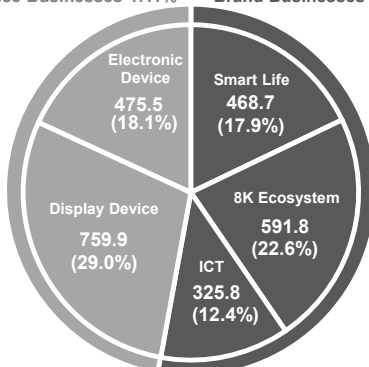


Sales by Region



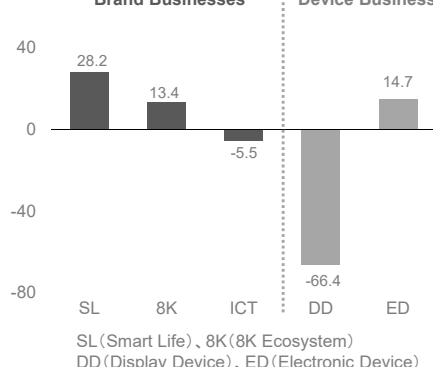
FY2022 Sales by Segment

Device Businesses 47.1% Brand Businesses 52.9%



FY2022 Operating Profit by Segment

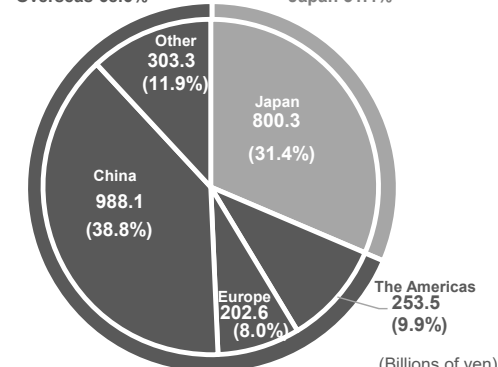
Brand Businesses Device Businesses



SL (Smart Life), 8K (8K Ecosystem), DD (Display Device), ED (Electronic Device)

FY2022 Sales by Region

Overseas 68.6% Japan 31.4%

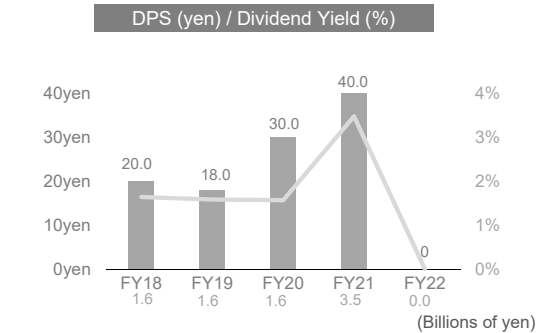
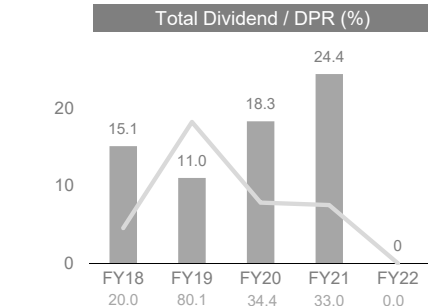
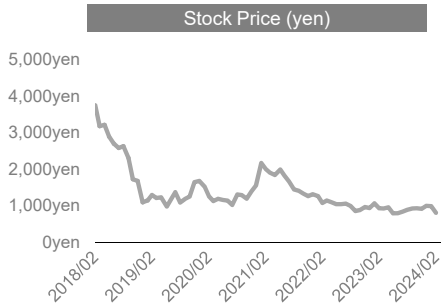
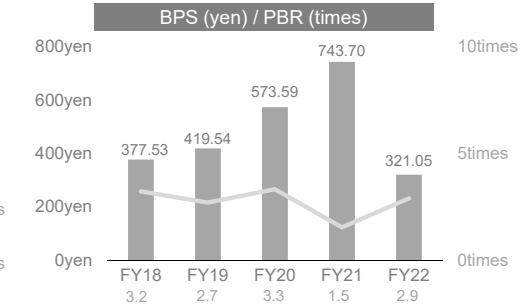
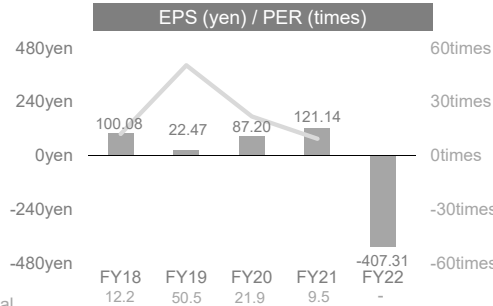
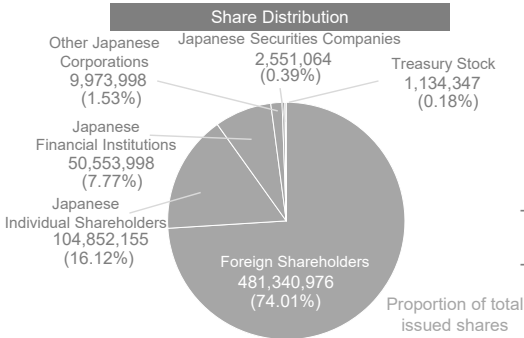


(Billions of yen)

Stock and Bonds (as of September 30, 2023)

Stock Exchange Listings	Tokyo
Securities Code	6753
Total Number of Shares Authorized	1,000,000,000
Total Number of Shares Issued	650,406,538
Unit of Shares	100
Number of Shareholders	172,556
Fiscal Year	April 1 to March 31

Principal Shareholders		
	Number of shares held	Percentage of total shares
HON HAI PRECISION INDUSTRY CO., LTD.	144,900,000	22.32
SIO INTERNATIONAL HOLDINGS LIMITED	85,884,845	13.23
FOXCONN (FAR EAST) LIMITED	76,655,069	11.81
FOXCONN TECHNOLOGY PTE. LTD.	64,640,000	9.96
CLEARSTREAM BANKING S. A.	38,856,896	5.98
The Master Trust Bank of Japan, Ltd.(Trust Account)	29,972,100	4.62
LGT BANK LTD	15,633,109	2.41
Custody Bank of Japan, Ltd.(Trust Account)	6,633,600	1.02
Nippon Life Insurance Company	4,731,738	0.73
Meiji Yasuda Life Insurance Company	4,578,100	0.71



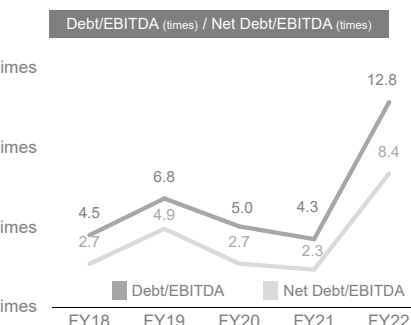
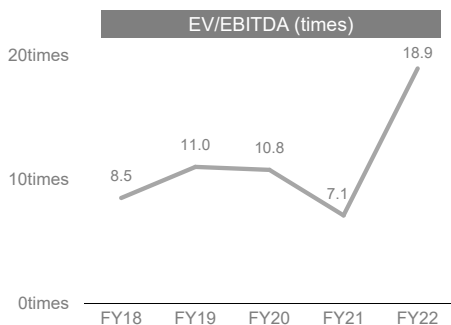
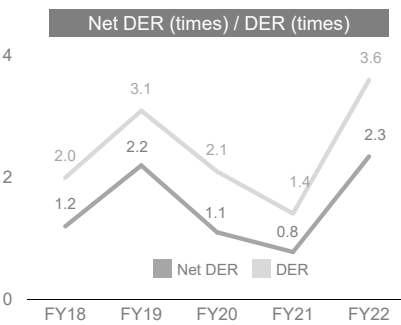
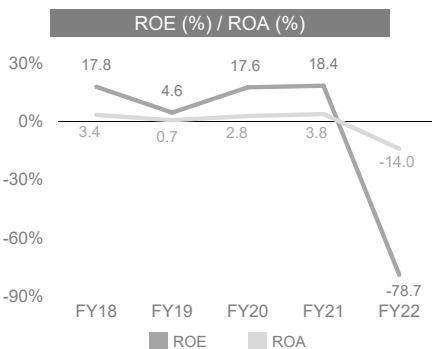
Stock and Bonds (as of September 30, 2023)

Bond Ratings (as of March 14, 2024)			
Rating Agency	Long-term	Short-term	
Japan Credit Rating Agency, Ltd	BB	-	
Rating and Investment Information, Inc.	B+	b	
S&P Global	B+	B	

Bonds
There are no outstanding corporate bonds at present.

Web sites

- Corporate site
<https://global.sharp/>
- About Sharp
<https://global.sharp/corporate/>
- Executives
<https://global.sharp/corporate/info/outline/board/>
- A Sharp Journey
<https://global.sharp/corporate/info/history/>
- Investor Relations
<https://global.sharp/corporate/ir/>
- Annual Report
<https://global.sharp/corporate/ir/library/annual/>
- Management Strategy Information Meeting
https://global.sharp/corporate/ir/event/policy_meeting/index.html
- Financial Material
<https://global.sharp/corporate/ir/library/financial/index.html>
- Shareholders' Meeting · Management Meeting
https://global.sharp/corporate/ir/event/shareholder_meeting/index.html
- Corporate Governance
<https://global.sharp/corporate/ir/governance/policy/index.html>
- IR Calendar
<https://global.sharp/corporate/ir/event/calendar/index.html>
- Sustainability
<https://global.sharp/corporate/eco/index.html>
- Sustainability Report
<https://global.sharp/corporate/eco/report/>
- Press Releases
<https://global.sharp/corporate/news/>



EBITDA = Operating profit + Depreciation and amortization
EV = Market capitalization for common shares and other class shares + Non-controlling interests + Net debt