

# SHARP

Be Original.

## BP-55C26

Digital Full Colour Multifunctional System

## Future-proof the way you work



smart business partner

### Unified Cloud Connection (option)

You only need to sign in once to connect to multiple cloud services, such as Microsoft Teams, from the MFP. Applications can also be easily downloaded from the cloud. Updates are clearly displayed, so you're always using the latest version of services.

### Solid Security

The MFP has multiple levels of security to keep the device—and your precious data—secure. When booting up, the MFP checks for any anomalies in the BIOS firmware. If it finds a problem, it aborts the startup. If there are other firmware-related issues, the MFP will attempt recovery to protect the system.

### Link Mobile Devices

Mobile devices installed with the Sharpsdesk Mobile application can connect directly to the MFP for printing or downloading scanned data. The MFP can also be equipped with AirPrint and the Sharp Print Service Plugin. It's a smoother way to get the job done.

### Wireless LAN Connection (option)

The MFP works with the 5 GHz band. This ensures minimal radio interference and stable high-speed communications. The MFP also supports Wi-Fi Protected Setup™. This makes it easy to connect the MFP to a secure wireless LAN without having to enter an SSID and security key.

### All the Needed Finishing Options

The MFP meets all common office needs with a variety of finishing options. Its folding unit handles various types of folds without taking up much space—it attaches to the MFP's paper output section. You get seamless output from printing to finishing.

### 10.1-Inch Full-Flat Touchscreen

With a variety of functions accessible via simple, intuitive icons, MFP operation is smooth and easy.

### On-Screen System Information

The control panel shows the state of your MFP, displaying current operation and notifications for things like paper, toner, and maintenance.

### High-Performance DSPF

The DSPF (duplex single pass feeder) scans both pages of two-sided documents in one pass—in batches of up to 300 sheets. With scanning speeds of up to 240 opm\* (two-sided), the MFP is quick to finish even large jobs. A dedicated business card feeder on the DSPF scans batches of up to 150 cards.

### Smart Scanning

Simply tap the Auto Set button and the MFP will automatically determine the optimal resolution, gradation, and compression rate for your scan jobs. It also automatically reorients pages right side up (option) and corrects any skewed sheets.

### Eco-Friendly Design

Despite its many functions, this MFP achieves superb energy efficiency. For example, the use of low-temperature-fusing toner results in vastly reduced energy consumption for the MFP.

### Remote Firmware Updates

The MFP's firmware can be remotely updated—without the need for service operation—via a firmware update service. That way you're always using the latest system for your MFP.

\* Originals per minute; when feeding A4 sheets.

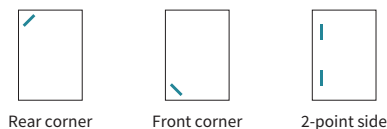
## PROFESSIONAL-QUALITY IN-LINE FINISHING OPTIONS

A range of finishing options work to automate time-consuming finishing tasks. Options are available to suit a variety of workplaces and applications.

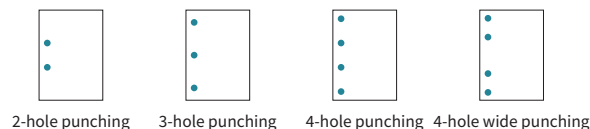
		BP-FD10 Folding Unit	BP-FN11 Finisher	BP-FN13 Finisher	BP-FN13 Finisher	BP-FN14 Saddle Stitch Finisher	BP-FN14 Saddle Stitch Finisher	BP-FN15 Finisher	BP-FN15 Finisher	BP-FN16 Saddle Stitch Finisher	BP-FN16 Saddle Stitch Finisher
					+		+		+		+
					BP-FD10 Folding Unit		BP-FD10 Folding Unit		BP-FD10 Folding Unit		BP-FD10 Folding Unit
Features	Stapling		✓	✓	✓	✓	✓	✓	✓	✓	✓
	Stapleless stapling		✓					✓	✓	✓	✓
	Manual stapling		✓					✓	✓	✓	✓
	Punching*1		✓	✓	✓	✓	✓	✓	✓	✓	✓
	Saddle folding					✓	✓			✓	✓
	Saddle stitching					✓	✓			✓	✓
	Half-folding	✓			✓		✓		✓		✓
	Z-folding	✓			✓		✓		✓		✓
	Z-folding + Stapling								✓		✓
	C-folding	✓			✓		✓		✓		✓
	Accordion folding	✓			✓		✓		✓		✓
Paper capacity*2	Finisher trays*3	–	500 sheets	1,250 sheets	1,250 sheets	1,250 sheets	1,250 sheets	3,250 sheets	3,250 sheets	3,250 sheets	3,250 sheets
	Folding unit tray	200 sheets	–	–	100 sheets	–	100 sheets	–	100 sheets	–	100 sheets

<sup>\*1</sup>: Requires optional punch module. <sup>\*2</sup>: A4, 80 g/m<sup>2</sup>. <sup>\*3</sup>: Max. paper capacity of the finisher including the top tray.

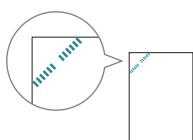
### Stapling



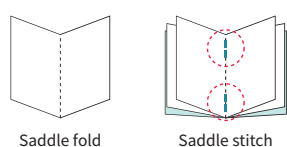
### Punching



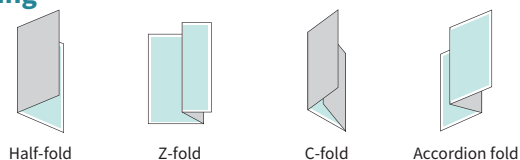
### Stapleless Stapling



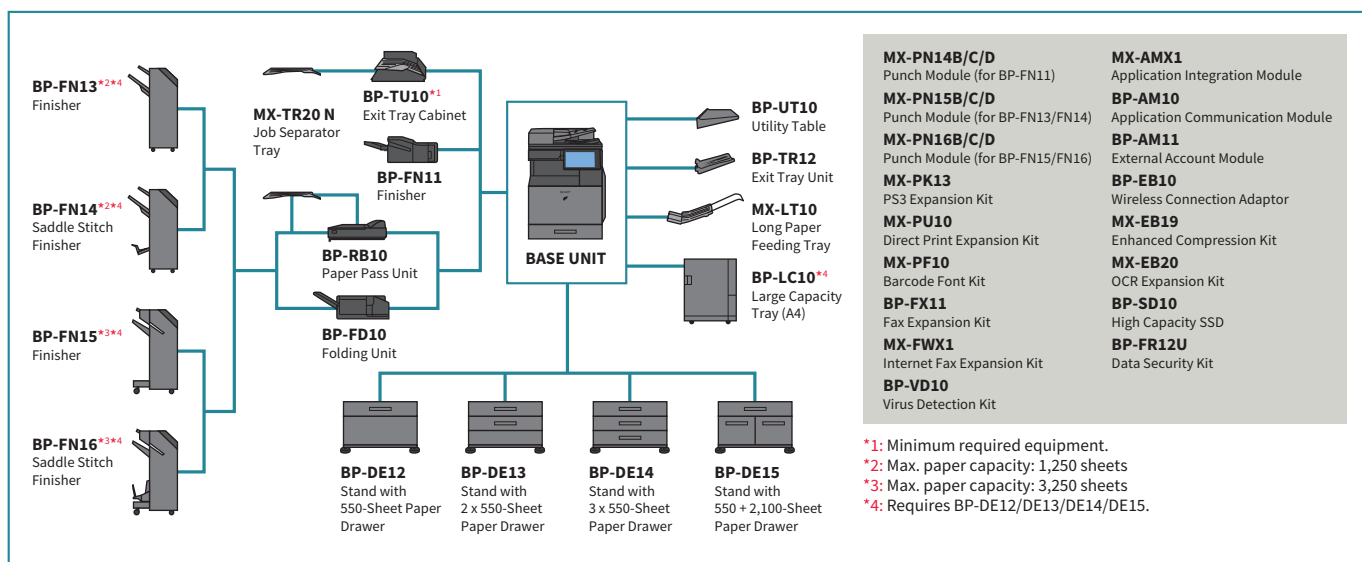
### Saddle Folding/Stitching



### Folding



## SYSTEM CONFIGURATION



Certain optional equipment may not be available in some areas.

# SPECIFICATIONS FOR OPTIONAL EQUIPMENT

## MX-TR20 N Job Separator Tray

Paper size	SRA3 to A6 <sup>*1</sup>
Paper capacity	100 sheets

## BP-TR12 Exit Tray Unit

Paper size	SRA3 to A6 <sup>*1</sup>
Paper capacity	120 sheets

## BP-FN11 Finisher

Paper size	Non offset	SRA3 to A6 <sup>*1</sup>
	Offset/staple	A3 to B5 <sup>*2</sup>
	Stapleless staple	A3 to B5 <sup>*3</sup>
Paper capacity	Non offset	500 sheets (A4, B5, A5)
		250 sheets (SRA3, A3W, SRA4, A3, B4, A6 <sup>*1</sup> )
	Offset	500 sheets (A4, B5 <sup>*2</sup> ), 250 sheets (A3, B4)
	Staple	30 sets or 500 sheets (A4, B5 <sup>*2</sup> )
	Stapleless staple	30 sets or 250 sheets (A3, B4)
		30 sets
Stapling capacity	Staple	50 sheets (A4, B5 <sup>*2</sup> ), 30 sheets (A3, B4)
	Stapleless staple	10 sheets <sup>*4</sup> (A4 <sup>*2</sup> , B5 <sup>*2</sup> ), 5 sheets <sup>*5</sup> (A3, B4)
	Manual staple	Total paper thickness 4 mm or less (40 sheets)
Staple position	Staple mode	3 locations (front, rear, or 2-point stapling)
	Stapleless staple mode	1 location (rear)
	Manual staple mode	1 location

## BP-FN13 Finisher

Paper size	Non offset	SRA3 to A6 <sup>*1</sup>
	Offset	A3W to A5
	Staple	A3W to B5
Paper capacity	Finisher tray (Non offset)	1,000 sheets (A4 <sup>*2</sup> )
		500 sheets (SRA3, A3W, SRA4, A3, B4, A4 <sup>*1</sup> , B5, A5, A6 <sup>*1</sup> )
	(Offset)	1,000 sheets (A4 <sup>*2</sup> )
	(Staple)	500 sheets (A3W, A3, B4, A4 <sup>*1</sup> , B5, A5)
		100 sets or 1,000 sheets (A4 <sup>*2</sup> )
	Top tray	50 sets or 500 sheets (A3W, A3, B4, A4 <sup>*1</sup> , B5)
Stapling capacity	Top tray	250 sheets (A4, B5, A5, A6 <sup>*1</sup> )
		50 sheets (SRA3, A3W, SRA4, A3, B4)
	Stapleless staple	50 sheets (A4, B5), 30 sheets (A3W, A3, B4)
Staple position	3 locations (front, rear, or 2-point stapling)	

## BP-FN14 Saddle Stitch Finisher

Paper size	Non offset	SRA3 to A6 <sup>*1</sup>
	Offset	A3W to A5
	Staple	A3W to B5
Paper capacity	Finisher tray (Non offset)	1,000 sheets (A4 <sup>*2</sup> )
		500 sheets (SRA3, A3W, SRA4, A3, B4, A4 <sup>*1</sup> , B5, A5, A6 <sup>*1</sup> )
	(Offset)	1,000 sheets (A4 <sup>*2</sup> )
	(Staple)	500 sheets (A3W, A3, B4, A4 <sup>*1</sup> , B5, A5)
		100 sets or 1,000 sheets (A4 <sup>*2</sup> )
	Top tray	50 sets or 500 sheets (A3W, A3, B4, A4 <sup>*1</sup> , B5)
Stapling capacity	Top tray	250 sheets (A4, B5, A5, A6 <sup>*1</sup> )
		50 sheets (SRA3, A3W, SRA4, A3, B4)
	Saddle stitch tray	7 sets of 11–15 sheets, 10 sets of 6–10 sheets, 20 sets of 1–5 sheets
Stapling capacity	50 sheets (A4, B5), 30 sheets (A3W, A3, B4)	
Staple position	3 locations (front, rear, or 2-point stapling)	

## BP-FN15 Finisher

Paper size	Non offset	SRA3 to A6 <sup>*1</sup>
	Offset/staple	A3 to B5 <sup>*2</sup>
	Stapleless staple	A3, A4 <sup>*2</sup>
Paper capacity	Finisher tray (Non offset)	3,000 sheets (A4 <sup>*2</sup> , B5 <sup>*2</sup> )
		1,500 sheets (SRA3, A3W, SRA4, A3, B4, A4 <sup>*1</sup> , B5 <sup>*1</sup> , A5)
	(Offset)	750 sheets (A6 <sup>*1</sup> )
	(Staple)	3,000 sheets (A4 <sup>*2</sup> , B5 <sup>*2</sup> )
		1,500 sheets (A3, B4, A4 <sup>*1</sup> )
	(Stapleless staple)	200 sets or 3,000 sheets (A4 <sup>*2</sup> , B5 <sup>*2</sup> )
Stapling capacity	Top tray	100 sets or 1,500 sheets (A3, B4, A4 <sup>*1</sup> )
		200 sets (A4 <sup>*2</sup> ), 100 sets (A3)
	Staple	250 sheets (A4 <sup>*2</sup> , B5 <sup>*2</sup> , A5)
Staple position	Staple	125 sheets (SRA3, A3W, SRA4, A3, B4, A4 <sup>*1</sup> , B5 <sup>*1</sup> )
		65 sheets (A4 <sup>*2</sup> , B5 <sup>*2</sup> ), 30 sheets (A3, B4, A4 <sup>*1</sup> )
	Stapleless staple	10 sheets <sup>*4</sup> (A4 <sup>*2</sup> ), 5 sheets <sup>*5</sup> (A3)
Staple position	Manual staple	Total paper thickness 9 mm or less (65 sheets)
	Staple mode	3 locations (front, rear, or 2-point stapling)
	Stapleless staple mode	1 location (rear)
Staple position	Manual staple mode	1 location

## BP-FN16 Saddle Stitch Finisher

Paper size	Non offset	SRA3 to A6 <sup>*1</sup>
	Offset/staple	A3 to B5 <sup>*2</sup>
	Stapleless staple	A3, A4 <sup>*2</sup>
Paper capacity	Finisher tray (Non offset)	3,000 sheets (A4 <sup>*2</sup> , B5 <sup>*2</sup> )
		1,500 sheets (SRA3, A3W, SRA4, A3, B4, A4 <sup>*1</sup> , B5 <sup>*1</sup> , A5)
	(Offset)	750 sheets (A6 <sup>*1</sup> )
	(Staple)	3,000 sheets (A4 <sup>*2</sup> , B5 <sup>*2</sup> )
		1,500 sheets (A3, B4, A4 <sup>*1</sup> )
	(Stapleless staple)	200 sets or 3,000 sheets (A4 <sup>*2</sup> , B5 <sup>*2</sup> )
Stapling capacity	Top tray	100 sets or 1,500 sheets (A3, B4, A4 <sup>*1</sup> )
		200 sets (A4 <sup>*2</sup> ), 100 sets (A3)
	Saddle stitch tray	250 sheets (A4 <sup>*2</sup> , B5 <sup>*2</sup> , A5)
Staple position	Staple	125 sheets (SRA3, A3W, SRA4, A3, B4, A4 <sup>*1</sup> , B5 <sup>*1</sup> )
		10 sets of 11–20 sheets, 15 sets of 6–10 sheets, 25 sets of 1–5 sheets
	Stapleless staple	65 sheets (A4 <sup>*2</sup> , B5 <sup>*2</sup> ), 30 sheets (A3, B4, A4 <sup>*1</sup> )
Staple position	Manual staple	10 sheets <sup>*4</sup> (A4 <sup>*2</sup> ), 5 sheets <sup>*5</sup> (A3)
	Staple mode	Total paper thickness 9 mm or less (65 sheets)
	Stapleless staple mode	3 locations (front, rear, or 2-point stapling)
Staple position	Manual staple mode	1 location (rear)
	Manual staple mode	1 location

## Punch Modules

Model name	For BP-FN11	<b>MX-PN14B<sup>*6</sup></b>	<b>MX-PN14C<sup>*7</sup></b>	<b>MX-PN14D</b>
	For BP-FN13/FN14	<b>MX-PN15B<sup>*6</sup></b>	<b>MX-PN15C<sup>*7</sup></b>	<b>MX-PN15D</b>
	For BP-FN15/FN16	<b>MX-PN16B<sup>*6</sup></b>	<b>MX-PN16C<sup>*7</sup></b>	<b>MX-PN16D</b>
Number of holes	2 or 3		2 or 4	4 (wide)
Paper weight	55 to 256 g/m <sup>2</sup> <sup>*8</sup>			

## BP-FD10 Folding Unit

Folding mode		Z-fold, C-fold, Accordion-fold, Half-fold
Paper size	Z-/Half-fold	A3, B4, A4 <sup>*1</sup>
	C-/Accordion-fold	A3, A4 <sup>*1</sup>
Paper capacity	Not folded	200 sheets
	Folded	20 sheets <sup>*9</sup>

## BP-DE12 Stand with 550-Sheet Paper Drawer

Paper size	SRA3 to A5 <sup>*1</sup>
Paper capacity	550 sheets

## BP-DE13 Stand with 2 x 550-Sheet Paper Drawer

Paper size	Upper and lower tray	SRA3 to A5 <sup>*1</sup>
Paper capacity	Upper and lower tray	550 sheets each

## BP-DE14 Stand with 3 x 550-Sheet Paper Drawer

Paper size	Upper/middle/lower tray	SRA3 to A5 <sup>*1</sup>
Paper capacity	Upper/middle/lower tray	550 sheets each

## BP-DE15 Stand with 550 + 2,100-Sheet Paper Drawer

Paper size	Upper tray	SRA3 to A5 <sup>*1</sup>
	Lower right tray	A4 <sup>*2</sup> , B5 <sup>*2</sup>
	Lower left tray	A4 <sup>*2</sup>
Paper capacity	Upper tray	550 sheets
	Lower right tray	900 sheets
	Lower left tray	1,200 sheets

## BP-LC10 Large Capacity Tray

Paper size	A4 <sup>*2</sup> , B5 <sup>*2</sup>
Paper capacity	3,000 sheets

## MX-LT10 Long Paper Feeding Tray

Paper size	Width	90 to 320 mm
	Length	458 to 1,300 mm
Paper capacity	1 sheet	

Note: All specifications relating to paper capacity refer to 80 g/m<sup>2</sup> paper.

<sup>\*1</sup>: Short-edge feeding. <sup>\*2</sup>: Long-edge feeding. <sup>\*3</sup>: Long-edge feeding for A4 and B5 paper. <sup>\*4</sup>: Guaranteed stapleable weight is up to 64 g/m<sup>2</sup> (8 sheets up to 81.4 g/m<sup>2</sup> and 6 sheets up to 105 g/m<sup>2</sup>). <sup>\*5</sup>: Guaranteed stapleable weight is up to 64 g/m<sup>2</sup> (4 sheets up to 81.4 g/m<sup>2</sup> and 3 sheets up to 105 g/m<sup>2</sup>). <sup>\*6</sup>: Accepts North American paper sizes. <sup>\*7</sup>: Accepts ISO-standard paper sizes. <sup>\*8</sup>: Guaranteed punchable weight is 60 to 128 g/m<sup>2</sup>. <sup>\*9</sup>: When used with a finisher, 30 Z- or half-folded sheets (A3 and B4). These sheets are ejected from the finisher.

## SPECIFICATIONS

General	
Type	Desktop
Engine speed	A4 <sup>*1</sup> : Max. 26 ppm A3: Max. 15 ppm SRA3: Max. 14 ppm
Control panel display	10.1-inch colour LCD touchscreen
Paper size	Max. SRA3, min. A6 <sup>*2</sup>
Paper capacity (80 g/m <sup>2</sup> )	Standard: 650 sheets (550-sheet tray and 100-sheet bypass tray) Maximum: 6,300 sheets (650 sheets & optional 550 + 2,100-sheet tray and 3,000-sheet tray)
Paper weight	Tray: 60 g/m <sup>2</sup> to 300 g/m <sup>2</sup> Bypass tray: 55 g/m <sup>2</sup> to 300 g/m <sup>2</sup>
Warm-up time <sup>*3</sup>	18 sec. <sup>*4</sup>
Memory	Standard: 5 GB (copy/print shared)    128 GB SSD <sup>*5</sup> Option: 512 GB <sup>*5*6</sup>
Power requirements	Rated local AC voltage ±10%, 50/60 Hz
Power consumption	Max. 1.84 kW (220 V to 240 V)
Dimensions (W x D x H) <sup>*7</sup>	609 x 662 x 860 mm
Weight (approx.)	84 kg

Copier	
Original paper size	Max. SRA3
First copy time <sup>*8</sup>	Colour: 7.6 sec.                      B/W: 6.5 sec.
Continuous copy	Max. 9,999 copies
Resolution	Scan (colour): 600 x 600 dpi Scan (B/W): 600 x 600 dpi, 600 x 400 dpi, 600 x 300 dpi <sup>*9</sup> Print (colour): 600 x 600 dpi, 9,600 (equivalent) x 600 dpi (depending on copy mode) Print (B/W): 1,200 x 1,200 dpi, 600 x 600 dpi, 9,600 (equivalent) x 600 dpi (depending on copy mode)
Gradation	Equivalent to 256 levels
Zoom range	25% to 400% (25% to 200% using RSPF) in 1% increments
Preset copy ratios	10 ratios (5R/5E)

Scanner	
Scan method	Push scan (via control panel) Pull scan (TWAIN-compliant application)
Scan speed <sup>*10</sup> (colour & B/W)	One-sided: Max. 120 originals/min. Two-sided: Max. 240 originals/min.
Resolution	Push scan: 100, 150, 200, 300, 400, 600 dpi Pull scan: 75, 100, 150, 200, 300, 400, 600 dpi 50 dpi to 9,600 dpi via user setting <sup>*11</sup>
File formats	TIFF, PDF, PDF/A-1a <sup>*12</sup> , PDF/A-1b, encrypted PDF, XPS, compact PDF <sup>*13*14</sup> , JPEG <sup>*13</sup> , searchable PDF <sup>*12</sup> , OOXML (pptx, xlsx, docx) <sup>*12</sup> , text (TXT [UTF-8]) <sup>*12</sup> , rich text (RTF) <sup>*12</sup>
Scan destinations	Email/desktop <sup>*15</sup> /FTP server/network folder (SMB)/USB drive/local drive

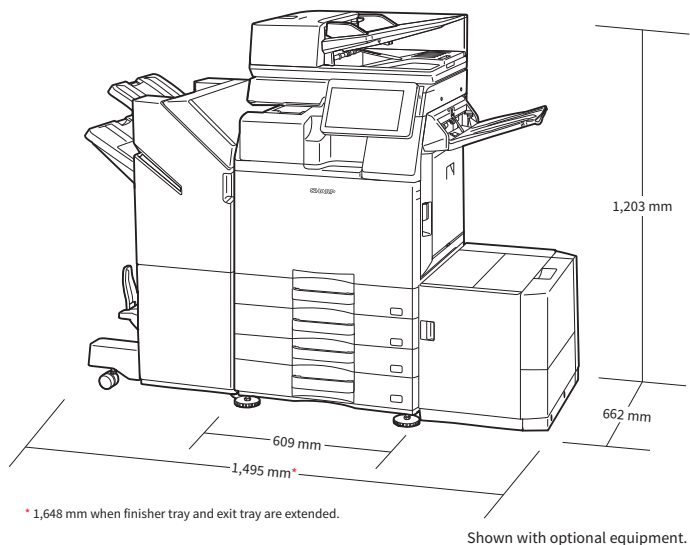
- <sup>\*1</sup>: Long-edge feeding.  
<sup>\*2</sup>: Only short-edge feeding can be used with A6 paper.  
<sup>\*3</sup>: In a standard measurement environment. May vary depending on operating conditions and environment.  
<sup>\*4</sup>: When starting the MFP via the power button. 29 seconds when starting via the main power switch.  
<sup>\*5</sup>: Storage capacity depends on procurement and sourcing status.  
<sup>\*6</sup>: Replacing the standard-equipped SSD with the optional BP-SD10 increases storage capacity to 512 GB.  
<sup>\*7</sup>: Including protuberances.  
<sup>\*8</sup>: Long-edge feeding of A4 sheets from 1st paper tray, using document glass, without Auto Colour Selection and Auto Colour mode, MFP in fully ready condition. May vary depending on operating conditions and environment.  
<sup>\*9</sup>: Not available when using document glass.  
<sup>\*10</sup>: Based on Sharp's A4 standard chart, using document feeder, long-edge feeding, and one-sided scanning. Using factory default settings with Auto Colour Selection off. Scan speed will vary depending on the type of document and the scan settings.  
<sup>\*11</sup>: Resolution will vary depending on the size of the scanned area.  
<sup>\*12</sup>: Requires optional MX-EB20.  
<sup>\*13</sup>: Colour/greyscale only.  
<sup>\*14</sup>: Requires optional MX-EB19.  
<sup>\*15</sup>: Requires Network Scanner Tool Lite.  
<sup>\*16</sup>: Storage capacity will vary depending on the type of document and the scan settings.  
<sup>\*17</sup>: Some features require optional equipment.  
<sup>\*18</sup>: Requires optional BP-EB10.  
<sup>\*19</sup>: Mac OS requires optional MX-PK13.  
<sup>\*20</sup>: Based on Sharp's standard chart with approx. 700 characters (A4 long-edge feeding) at standard resolution in Super G3 mode, 33,600 bps, JBIG compression.

Document Filing	
Document filing capacity <sup>*16</sup>	[Standard] Main and custom folders: Max. 5,000 pages or 500 files Quick file folder: Max. 5,000 pages or 500 files [Option] Main and custom folders: Max. 20,000 pages or 3,000 files Quick file folder: Max. 10,000 pages or 1,000 files
Stored jobs <sup>*17</sup>	Copy, print, scan, fax
Storage folders	Quick file folder, main folder, custom folder (max. 1,000 folders)

Printer	
Resolution	1,200 x 1,200 dpi, 600 x 600 dpi, 9,600 (equivalent) x 600 dpi
Interface	USB 2.0 (host, high-speed), USB 3.0 (host, super speed), 10Base-T/100Base-TX/1000Base-T, wireless LAN (IEEE 802.11 a/b/g/n/ac) <sup>*18</sup>
Supported OS <sup>*19</sup>	Windows Server 2012, Windows Server 2012 R2, Windows Server 2016, Windows Server 2019, Windows Server 2022, Windows 8.1, Windows 10, Windows 11, Mac OS 10.10, 10.11, 10.12, 10.13, 10.14, 10.15, 11, 12
Network protocols	TCP/IP
Printing protocols	LPR, Raw TCP (port 9100), POP3 (email printing), HTTP, FTP for downloading print files, IPP, IPP Everywhere, SMB, WSD
PDL	Standard: PCL 6 emulation Option: Adobe PostScript 3
Available fonts	80 fonts for PCL, 139 fonts for Adobe PostScript 3

Facsimile (requires optional BP-FX11)	
Compression method	MH/MR/MMR/JBIG
Communication protocol	Super G3/G3
Transmission time	Less than 3 seconds <sup>*20</sup>
Modem speed	33,600 bps to 2,400 bps with automatic fallback
Transmission resolution	From Standard (203.2 x 97.8 dpi) to Ultra Fine (406.4 x 391 dpi)
Recording size	A3 to A5
Memory	4 GB (built-in)
Greyscale levels	Equivalent to 256 levels

- Design and specifications are subject to change without prior notice.  
• Microsoft Teams, Windows, and Windows Server are trademarks of the Microsoft group of companies. AirPrint and Mac are trademarks of Apple Inc., registered in the US and other countries. Wi-Fi Protected Setup is a trademark of Wi-Fi Alliance®. PCL is a registered trademark of Hewlett-Packard Company. Adobe and PostScript are either registered trademarks or trademarks of Adobe in the US and/or other countries. All other brand names and product names may be trademarks or registered trademarks of their respective owners.



Distributed by: