

XR-20X



XR-10X-L







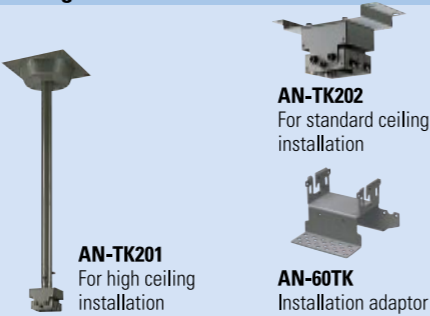
XR-20S



XR-10S-L



Optional Accessories

Lamp	USB Remote Receiver	Adaptor	Cable	Ceiling Mounts
 AN-XR20LP (For XR-20X/20S) AN-XR10L2 (For XR-10X-L/10S-L)	 AN-MR2	 AN-A1RS DIN-D-sub RS-232C adaptor (15 cm)	 AN-C3CP2 3-RCA to 15-pin D-sub cable (3 m)	 AN-TK202 For standard ceiling installation AN-60TK Installation adaptor

Note: Some of the optional accessories may not be available depending on the region. Please check with your nearest Sharp Authorized Projector Dealer or Service Center.

Specifications

Model	XR-20X	XR-10X-L	XR-20S	XR-10S-L
Panels	0.55" DLP® chip			
Number of pixels	786,432 dots (1,024 x 768)		480,000 dots (800 x 600)	
Resolution	600 TV lines (DTV 720P input)		520 TV lines (DTV 720P input)	
RGB input signals	SXGA+/SXGA/Mac 21" (in intelligent compression), XGA, SVGA, VGA, PC-98, VESA, Mac 19"/16"/13"		SXGA+/SXGA/XGA/Mac 21"/19"/16" (in intelligent compression), SVGA, VGA, PC-98, VESA, Mac 13"	
Video colour systems	15-70 kHz (horizontal), 45-85 Hz (vertical), 12-108 MHz (pixel clock) (plug & play VESA: DDC 1/2B) NTSC 3.58/NTSC 4.43/PAL/PAL (60Hz)/PAL-M/PAL-N/SECAM DTV (480I/480P/540P/576I/576P/720P/1035I/1080I-50Hz/60 Hz)			
Lens	1:1.15 manual zoom and focus			
Projection size	40" (102 cm) to 300" (762 cm) diagonal [Normal Mode (4:3)]			
Projection distance	40" (102 cm): 1.4 – 1.6 m, 100" (254 cm): 3.5 – 4.0 m, 300" (762 cm): 10.4 – 12.1 m			
Luminance	2,300 ANSI lumen (Standard Mode) 2,000 ANSI lumen (Low Power Mode)	2,000 ANSI lumen (Standard Mode) 1,500 ANSI lumen (Low Power Mode)	2,300 ANSI lumen (Standard Mode) 2,000 ANSI lumen (Low Power Mode)	2,000 ANSI lumen (Standard Mode) 1,500 ANSI lumen (Low Power Mode)
Contrast ratio	2000:1			
Audio amplifiers	2W (mono)			
Speakers	4 x 2.85 cm (oval) x 1			
Input terminals	Computer RGB/component x 2 (15-pin mini D-sub), video x 1 (RCA), S-video x 1, audio x 2 (3.5 mm mini jack x 1, RCA L/R), RS-232C serial x 1 (9-pin mini DIN)			
Output terminals	Computer RGB/component x 1 (15-pin mini D-sub), audio x 1 (3.5 mm stereo mini jack)			
Power source	AC 100-240V, 50/60 Hz (Multi-Voltage)			
Power consumption	350W (Standard Mode), 305W (Low Power Mode) 4W (Standby) with AC 100V 330W (Standard Mode), 285W (Low Power Mode) 5W (Standby) with AC 240V	298W (Standard Mode), 229W (Low Power Mode) 4.7W (Standby) with AC 100V 288W (Standard Mode), 223W (Low Power Mode) 6.1W (Standby) with AC 240V	350W (Standard Mode), 305W (Low Power Mode) 4W (Standby) with AC 100V 330W (Standard Mode), 285W (Low Power Mode) 5W (Standby) with AC 240V	298W (Standard Mode), 229W (Low Power Mode) 4.7W (Standby) with AC 100V 288W (Standard Mode), 223W (Low Power Mode) 6.1W (Standby) with AC 240V
Heat dissipation	1,315 BTU/hour (Standard Mode)/ 1,145 BTU/hour (Low Power Mode) with AC 100V 1,240 BTU/hour (Standard Mode)/ 1,070 BTU/hour (Low Power Mode) with AC 240V	1,120 BTU/hour (Standard Mode)/ 860 BTU/hour (Low Power Mode) with AC 100V 1,080 BTU/hour (Standard Mode)/ 840 BTU/hour (Low Power Mode) with AC 240V	1,315 BTU/hour (Standard Mode)/ 1,145 BTU/hour (Low Power Mode) with AC 100V 1,240 BTU/hour (Standard Mode)/ 1,070 BTU/hour (Low Power Mode) with AC 240V	1,120 BTU/hour (Standard Mode)/ 860 BTU/hour (Low Power Mode) with AC 100V 1,080 BTU/hour (Standard Mode)/ 840 BTU/hour (Low Power Mode) with AC 240V
Fan noise	33 dB (Standard Mode)/ 30 dB (Low Power Mode)			
Projection lamp	275W	220W	275W	220W
Lamp life*1	2,000 hours (Standard Mode)/ 3,000 hours (Low Power Mode)			
Dimensions (W x H x D)	315 x 109 x 280 mm (main body only), 315 x 120 x 294 mm (including adjuster legs and projecting parts)			
Weight	3.9 kg			
Supplied accessories	Remote control, Two R-6 batteries (AA size, UM/SUM-3, HP7 or similar), RGB cable (3.0 m), Lens cap, Power code (1.8 m), Operation manual			

Design and specifications are current as of December 2006, but are subject to change without notice.
 * DLP®, the DLP logo and TrueVision are registered trademarks of Texas Instruments.
 * All company and/or product names are trademarks and/or registered trademarks of their respective manufacturers.
 Sharp makes no warranties or representations of any kind with respect to these products.
 *1 The lamp life may vary depending on the usage condition.

SHARP

XR-20X/20S
XR-10X-L/10S-L
Multimedia Projector



The New SHARP Notevision — Ideal for Use with Multimedia Applications for Business, School and Home Entertainment



Notevision



TrueVision™

SHARP
SHARP CORPORATION OSAKA, JAPAN
URL <http://www.sharp-world.com/>

The New SHARP Notevision Provides Long-Lasting High-Quality Performance with Easy Operation to Deliver Multiple Use and Entertainment for Everyone




High-Performance Projection Elements

**2300 ANSI Lumen (XR-20X/20S)
2000 ANSI Lumen (XR-10X-L/10S-L)
High Brightness (Standard Mode)**

Sharp's advanced optoelectronics technology maximizes light output, providing crystal clear images in amazingly high brightness.

Low Fan Noise

The DLP® high-speed colour wheel with non-contact Fluid Dynamic Bearings together with multiple ultra-quiet cooling fans reduce unpleasant noise, enabling quiet operation at 29dB in Low Power mode. (XR-10X-L/10S-L) (30dB: XR-20X/20S in Low Power mode)



Slow speed air flow thanks to fans' capacity

Cutting Edge Technology Provides High-Quality Picture

2000:1 High-Contrast, High-Quality Image

By utilizing the DLP® optical system and Sharp's optical technology, the projectors produce crisp details and sharper blacks in black parts thanks to a 2000:1 high contrast ratio. Plus, DLP® projection delivers film-like seamless images.


Comparison of Contrast Ratio



XR-20X/20S, 10X-L/10S-L

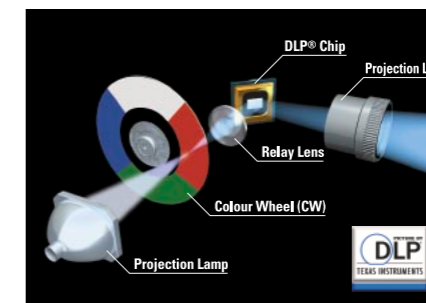
LCD

High-Resolution Seamless Image Comparison




3X Speed Colour Wheel

The projectors employ a colour wheel with a 3x speed engine, improving colour break-up to an invisible level. Also, the non-contact Fluid Dynamic Bearings for the high-speed rotating colour wheel axle have a longer lifespan.



IP Conversion from TrueVision™ Image Processing

TrueVision™ Image Processing provides optimal video performance. The motion-adaptive scan images produce smooth moving scenes and ensure smooth natural lines and edges.



Without TrueVision™ Image Processing

With TrueVision™ Image Processing

High-Quality Reliability

Long-Life High-Performance DLP® Picture

With DLP® technology minimally absorbing high-output light, the projectors maintain uniform colour reproduction capability for a long period of time. Also, DLP® chip formation with finely structured mirrors provides stable performance and delivers high-quality pictures for longer periods. The DLP® chip in the XR-20/10-L series contributes to a long lifespan.



After 4100 hours

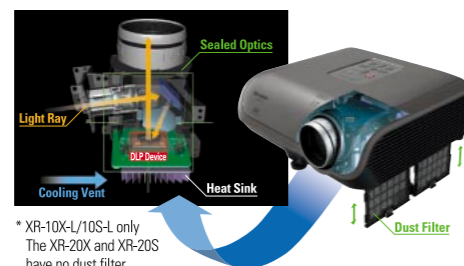
After 4100 hours

* By RIT/Munsell Colour Science Laboratory Test

In addition, because there is no burn-in or remaining afterimage, the projectors are ideal for still picture projection such as for guidance board applications and projecting CAD images.

Double Sealed Mechanism*

The optical mechanism is sealed in its structure, preventing dust, dirt and smoke from entering core parts of the optics to a much greater degree. Plus, filters have been added for an enhanced interactive combination to even further block entry of these elements.

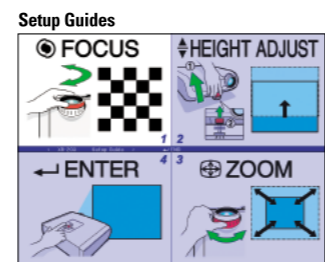


* XR-10X-L/10S-L only
The XR-20X and XR-20S have no dust filter.

Operation Simple Enough for Anyone to Use

Setup Guide for Interactive Operation

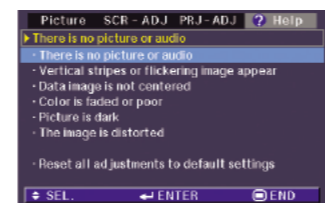
This Series Setup Guide provides intuitive OSD images to show the next step interactively for setup including focus, zoom and height adjustment.



Setup guide is displayed after the projector is turned on.

Interactive Help Menu

The Help Menu displays any problems and assists the user in solving problems with operation.



Advanced Picture Mode

Quickly and directly choose the appropriate settings for the picture mode and lamp brightness to match the intended application.



"Picture Mode" triggers on the Menu and the remote control.

Universal Design

The beeping sound informs the user when the power is on and cooling down has completed. Also, intuitive button layout allows the user to operate the projector simply.



Intuitive Button Layout

Quick Start

It takes only approx. 3 seconds to project the image.

Multiple Connections for a Wide Range of Applications

Multiple Input Terminals

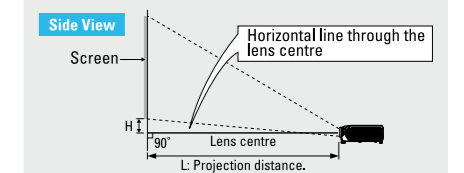
Projectors can be connected to DVD players, cable or satellite boxes, laptop and desktop computers, HDTV tuners, VCRs and video game consoles.



Other Outstanding Features

- 4:3 and 16:9 Aspect Ratios and HDTV/DTV and DVD Compatible (1080i, 1035i, 720P, 576P, 576i, 540P, 480P and 480i).
- Image Shift Function
Images projected in 16 x 9 format can be vertically shifted for better viewing in limited spaces.
- Auto Keystone Correction (XR-20X only)
- Presentation Support: Freeze, AV Mute
- Theft Deterrent Function "System Lock"
- Key Lock Function

Correlation of the XR-20X/20S and XR-10X-L/10S-L to the screen



Screen Size and Projection Distance

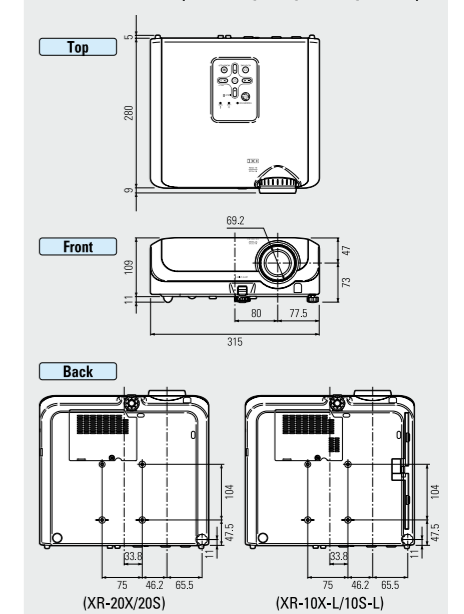
Picture size			Projection distance (L)		Distance from the bottom of the image to the lens centre (H)
Diag. (inches)	Width (cm)	Height (cm)	Minimum	Maximum	
200	406	305	7.0m	8.1m	32cm
100	203	152	3.5m	4.0m	16cm
60	122	91	2.1m	2.4m	10cm
40	81	61	1.4m	1.6m	6cm

STRETCH Mode (16:9)

Picture size			Projection distance (L)		Distance from the bottom of the image to the lens centre (H)	Adjustable range of image position (S)
Diag. (inches)	Width (cm)	Height (cm)	Minimum	Maximum		
200	553	311	9.5m	11.0m	96cm	±52cm
200	443	249	7.6m	8.8m	77cm	±42cm
100	221	125	3.8m	4.4m	38cm	±21cm
80	133	75	2.3m	2.6m	23cm	±12cm
40	89	50	1.5m	1.8m	15cm	±8cm

* Allow a margin of error in the above values.

Dimensions (XR-20X/20S, 10X-L/10S-L)



(XR-20X/20S) (XR-10X-L/10S-L)

Unit: mm