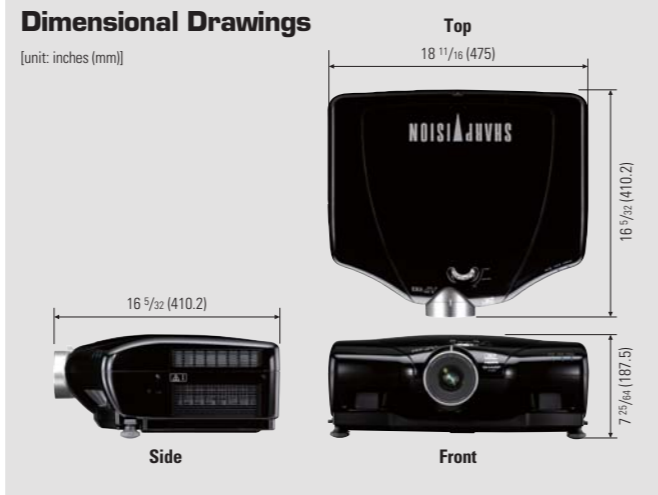


XV-Z20000



Optional Accessories

Lamp



AN-K20LP

Cables



AN-A1DV
DVI to 15-pin
D-sub adaptor



AN-C3CP
3-RCA to 15-pin
D-sub cable (10'/3 m)



AN-C3DV
DVI cable (10'/3 m)

Specifications

Model	XV-Z20000
DMD™ chip	0.95" (1,920 x 1,080 dots) DLP® Chip by Texas Instruments
Number of pixels	2,073,600 pixels (1,920 x 1,080)
Resolution	1000 TV lines (DTV 1080P input), 580 TV lines (video input)
HDTV compatibility	1080P, 1080i, 720P, 576P, 576i, 480P, 480i
Computer RGB input signals	WSXGA*2, WXGA, SXGA+, SXGA, XGA, SVGA, VGA, Mac 21"/19"/16"/13"
Video color systems	NTSC3.58/NTSC4.43/PAL/PAL (60Hz)/PAL-M/PAL-N/SECAM
Lens	1:1.35 manual zoom and focus
Projection size	40" - 300"
Projection distance	13'5" - 18'2" (4.1m - 5.5 m) for 16:9 wide 100" screen
Luminance	1,000 ANSI Lumen (in High-Brightness Mode)
Contrast ratio	12000:1 (in High Contrast Mode)
Input terminals	5RCA (component) x 2, RCA video x 1, S-video x 1
RGB terminals	HDMI (digital video component & RGB) x2, DVI-I x1
Power source	AC 100-240V, 50/60Hz (multi-voltage)
Power consumption	320W (Lamp setting: Bright)/265W (Lamp setting: Eco + Quiet) with AC 100V 310W (Lamp setting: Bright)/260W (Lamp setting: Eco + Quiet) with AC 240V
Fan noise	33 dB (Lamp setting: Bright), 31 dB (Lamp setting: Eco + Quiet)
Projection lamp	220W (SHP)
Lamp life*1	3,000 hours (Lamp setting: Eco + Quiet)
Dimensions (W x H x D)	18 11/16" x 7 25/64" x 16 5/32" (475 x 187.5 x 410.2 mm) (Including adjuster legs and lens) 18 11/16" x 6 51/64" x 16 5/32" (475 x 172.5 x 410.2 mm) (main body only)
Weight	20.7 lbs. (9.4 kg)
Supplied accessories	Lens cap, power cord, backlit remote control, two AA batteries, operation manual

Design and specifications are current as of September 2006 but are subject to change without notice.

* High Definition Television (HDTV) Monitor Defined by CEA (Consumer Electronics Association, USA) to 16:9 aspect ratio monitor or display with active vertical scanning lines of 720 progressive (720p) and higher.

* DLP® and the DLP logo are registered trademarks of Texas Instruments.


* All company and/or product names are trademarks and/or registered trademarks of their respective manufacturers. Sharp makes no warranties or representations of any kind with respect to these products.

*1 The lamp life may vary depending on the usage condition.

*2 When a 1,920 x 1,080 signal input, the image is compressed before it is displayed on the screen.

SHARP

XV-Z20000
High-Definition DLP®
Home Theater Projector




1080P High-Definition Theater Projector

SHARP VISION™

SHARP
SHARP CORPORATION OSAKA, JAPAN
URL <http://www.sharp-world.com/>

Full HD Panel with High-Resolution Reproduction and Native 12000:1 High Contrast Ratio — Incredible High-Quality Home Theater Projector



High-Performance Projection Capability
Full HD Panel (1,920 x 1,080 pixels)

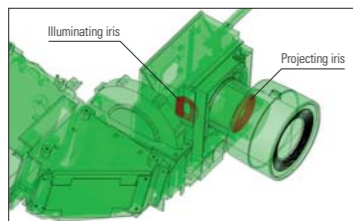
High-Quality Picture Reproduction

Full HD Panel (1,920 x 1,080 pixels)

The XV-Z20000 provides Full HD 1,920 x 1,080 pixel high-resolution, high-definition pictures with greater capability for large screen pictures to prevent rough, grainy colors. And the panel is compatible with next-generation digital broadcast systems.

Dual-Iris Mechanism with Three Modes

The XV-Z20000 uses a Dual-Iris Mechanism for its optical engine. The mechanism features independent irises for adjusting illuminating conditions and projecting images. Also, the remote control can be used to select from the high-contrast mode, middle mode, and high-brightness mode to match screen conditions for watching movies, sports, or other material.



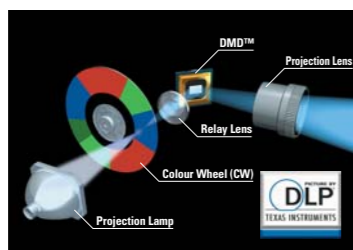
12000:1 Native Contrast Ratio

Contrast ratio is usually derived by measuring the greatest value between bright and dark scenes, but Sharp's native contrast ratio is measured for each individual scene frame. The XV-Z20000 therefore maintains a very stable contrast ratio of 12000:1 regardless of scene light level. This high ratio is produced from a dual-iris system that has both input and output optical systems to control light volume and precisely control optics.



Three Primary Color/7 Segment 5x-Speed Color Wheel

The specially designed RGB-only primary color wheel for home theater achieves high-quality color reproduction and high contrast ratio. And the color wheel capable of x5 speed by rotating the color wheel with 7-segment color at x2.5 speed renders color breaking imperceptible to the human eye.



1000 ANSI Lumen High Brightness


Incorporating Sharp optoelectronics technology, the XV-Z20000 provides 1000 ANSI lumen brightness in high brightness mode to enjoy large-screen pictures.

High-Quality Reliability

Long-Life High-Performance DLP® Picture

With DLP® technology minimally absorbing high-output light, the projectors maintain uniform color reproduction capability for a long period of time. Also DLP® silicon chip formation with finely structured mirrors provides stable performance and delivers high-quality pictures for longer periods. The DLP® chip in the XV-Z20000 contributes to a long lifespan. In addition, because there is no burn-in or remaining afterimage, the projectors are ideal for still picture projection such as for guidance board applications and projecting CAD images.

DLP® projection



After 4,100 hours
 (The picture shows no significant deterioration even after using the DLP® panel 4,100 hours.)

* By RIT/Munsell Color Science Laboratory Test

Sealed Optics

The optical mechanism of DLP® system projectors is sealed in its structure, preventing dust, dirt and smoke from entering core parts of the optics.

Advanced Picture Setting

- **Advanced Picture Mode (five modes)**
 - **Color Management Function**
 - **Gamma Control**
 - **SGM Gamma Control**
- Advanced Picture Control functions enable quick setting of the appropriate color effects and impressive picture modes.



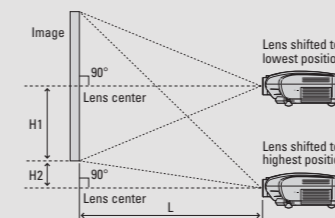
Projection Flexibility

Short Throw Lens (Optical 1.35x Zoom Lens)

The newly developed Short Throw Lens achieves 100-inch large screen projection even from the short distance of 13'5" (4.1 m). In addition, the projector can be mounted more flexibly with the 1.35X zoom lens.

Standard Setup (Front Projection)

L: Projection distance
 H1: Distance from the lens center to the bottom of the image
 (when the lens is shifted to the lowest position)
 H2: Distance from the lens center to the bottom of the image
 (when the lens is shifted to the highest position)



Picture (Screen) Size and Projection Distance

When using a wide screen (16:9). In case of displaying the 16:9 picture on the whole of the 16:9 screen.

Diag. (x)	Picture (Screen) size		Projection distance [L]		Distance from the lens center to the bottom of the image [H]	
	Width	Height	Maximum [L1]	Minimum [L2]	Lower [H1]	Upper [H2]
300"	261.5" (6.6 m)	147.1" (3.7 m)	54'10" (16.7 m)	40'9" (12.4 m)	-147" (-374 cm)	0" (0 cm)
200"	174.3" (4.4 m)	98.1" (2.5 m)	36'6" (11.1 m)	27'1" (8.3 m)	-98" (-249 cm)	0" (0 cm)
100"	87.2" (2.2 m)	49" (1.2 m)	18'2" (5.5 m)	13'5" (4.1 m)	-49" (-125 cm)	0" (0 cm)
80"	69.7" (1.8 m)	39.2" (1.0 m)	14'6" (4.4 m)	10'9" (3.3 m)	-39" (-100 cm)	0" (0 cm)
60"	52.3" (1.3 m)	29.4" (0.7 m)	10'10" (3.3 m)	8'0" (2.4 m)	-29" (-75 cm)	0" (0 cm)
40"	34.9" (0.9 m)	19.6" (0.5 m)	7'2" (2.2 m)	5'3" (1.6 m)	-19" (-50 cm)	0" (0 cm)

When using a normal screen (4:3) and projecting 4:3 image (SIDE BAR Mode)

Diag. (x)	Picture (Screen) size		Projection distance [L]		Distance from the lens center to the bottom of the image [H]	
	Width	Height	Maximum [L1]	Minimum [L2]	Lower [H1]	Upper [H2]
250"	200" (5.1 m)	150" (3.8 m)	56'0" (17.1 m)	41'7" (12.7 m)	-150" (-381 cm)	0" (0 cm)
200"	160" (4.1 m)	120" (3.0 m)	44'9" (13.6 m)	33'2" (10.1 m)	-120" (-305 cm)	0" (0 cm)
100"	80" (2.0 m)	60" (1.5 m)	22'3" (6.8 m)	16'6" (5.0 m)	-60" (-152 cm)	0" (0 cm)
80"	64" (1.6 m)	48" (1.2 m)	17'9" (5.4 m)	13'2" (4.0 m)	-48" (-122 cm)	0" (0 cm)
60"	48" (1.2 m)	36" (0.9 m)	13'4" (4.1 m)	9'10" (3.0 m)	-36" (-91 cm)	0" (0 cm)

When using a normal screen (4:3). In case of setting the 16:9 picture to the full horizontal width of the 4:3 screen.

Diag. (x)	Picture (Screen) size		Projection distance [L]		Distance from the lens center to the bottom of the image [H]	
	Width	Height	Maximum [L1]	Minimum [L2]	Lower [H1]	Upper [H2]
250"	200" (5.1 m)	150" (3.8 m)	41'11" (12.8 m)	31'1" (9.5 m)	-112" (-286 cm)	0" (0 cm)
200"	160" (4.1 m)	120" (3.0 m)	33'6" (10.2 m)	24'10" (7.6 m)	-90" (-229 cm)	0" (0 cm)
100"	80" (2.0 m)	60" (1.5 m)	16'8" (5.1 m)	12'4" (3.8 m)	-45" (-114 cm)	0" (0 cm)
80"	64" (1.6 m)	48" (1.2 m)	13'3" (4.1 m)	9'10" (3.0 m)	-36" (-91 cm)	0" (0 cm)
60"	48" (1.2 m)	36" (0.9 m)	9'11" (3.0 m)	7'4" (2.2 m)	-27" (-69 cm)	0" (0 cm)

Lens Shift Function for Easy Angle Adjustment

The Lens Shift Function allows you to vertically adjust the projection height automatically. This feature is especially helpful when the projector is mounted in a high location, or is not easily accessible.

A Variety of Interfaces for Multiple Entertainment

DVI-I Terminal and Two HDMI Terminals with HDCP

Use of DVI-I terminals, the interface for digital content compatible with copy protection signals (HDCP), delivers all-digital projection from input straight through to the projected picture without picture loss, which usually occurs from A/D and D/A conversion or from digital cinemas using DLP®. This also helps to build a home theater computer environment using a DVI output terminal for DVD entertainment. Plus, two HDMI terminals enable simultaneous connection with the HDMI terminals on set-top boxes or high performance DVD recorders for which HDMI is standard.

Variety of Interface

With a DVI terminal compatible with conventional players and computers, the XV-Z20000 is equipped with three digital inputs including two HDMI inputs in addition to various video inputs, such as two component, S-video and composite inputs. It also employs a trigger terminal that automatically operates an electric motorized screen when the power is turned on and off.



Other Outstanding Features

- **3000-Hour Long Life Lamp*1 (Lamp setting: Eco + Quiet)**
- **Switchable Screen with 4:3 and 16:9 aspect ratios**
- **Low Fan Noise: 31 dB (Lamp setting: Eco + Quiet)**
- **Gamma Control Software**

The Sharp Gamma Manager makes gamma curve control possible from a computer.